

LOAD BANK KPLB-6000



KEYPOWER LOAD BANK:

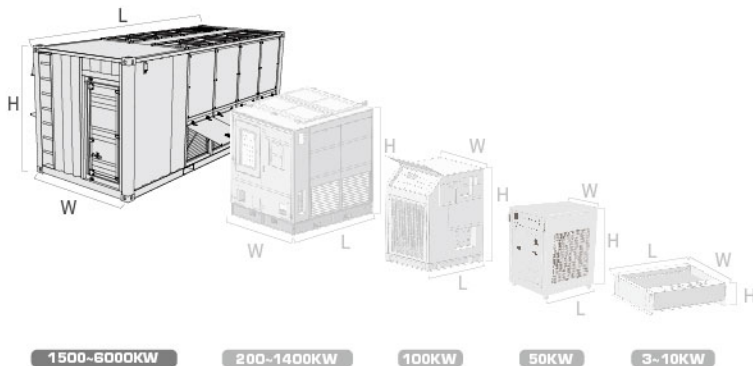
- * Frequency: 50/60 Hz;
- * Voltage range: AC 110-690V;
- * Duty: Continuous;
- * Cooling system: Industrial grade axle fans;
- * Discharged air direction: horizontal for 100 kw, vertical for larger models;
- * Control power phase: Single-phase, two-wire for 500 kw and below; three-phase, four-wire for larger models.

GENERAL SPECIFICATIONS

	Model	KPLB-6000
	Capacity	6000kW
	Type of load	Resistive
	Power factor	1
	Duty cycle	Continuous
	Cooling system	Industrial grade axial fan
	Cooling mode	Forced air-cooled
	Airflow	Vertical discharge
	Phase	Available at both single and three phase
	Rated testing voltage	3P3W 110 - 690V
	Rated frequency	50Hz / 60Hz
	Number of fans	16
	Control power input voltage	3P4W 220 - 480V



Dimension and Weight



DIMENSION

KPLB-6000

	Length (L)	mm	12192
	Width (W)	mm	2438
	Height (H)	mm	2896
	Weight	kg	20000

KEYPOWER has the right to modify any feature without prior notice. Weights and dimensions based on standard products. Illustrations may include optional equipment. Technical data described in this catalogue correspond to the available information at the moment of printing. The illustrations and images are indicative and may not coincide in their entirety with the product. Industrial design under patent.

Technical Specifications

PERFORMANCE PARAMETER	
Ambient Temperature	-10°C ~ +55°C
Relative Humidity	≤98% ventilated environment without explosive or corrosive dust
Altitude	≤3000m above sea level
Wire Connection	Socket / Terminal
Load Tolerance (each step)	±5%
Load Tolerance (overall)	±3%
Enclosure	ISO 40HC Container
Parameter measuring accuracy grade	0.5
Noise level	86 dBA @ 1m
Enclosure protection class	IP 54
Forklift handling	No

CONTROL PANEL	
Control mode (Standard)	Local manual control
Control mode (Optional)	Intelligent / remote control
Remote control distance	≤100 m
Load step	10kW*4, 20kW*3, 50kW*2, 100kW*8, 200kW*25 (non-intelligent type) 10kW*13, 20kW*6, 50kW*7, 100kW*6, 200kW*24 (intelligent type)
Load bank protections	Fan failure alarm/Overload alarm/Overvoltage alarm/Overheating alarm/Low airflow alarm/Maintenance door open alarm/Control power failure/Fault reset
Multi functions display	voltage, current, load power, reactive power, apparent power, power factor, frequency etc.
One-step load/unload	Yes
Emergency stop	Yes
Phase sequence indicator	Yes

Optional Items for Load Bank:



- Capacitive/Inductive/Resistive load bank with different power factor
- Intelligent control
- Laptop for remote control
- Generator tester
- Multi-voltage
- Water-proof cover for air outlet (200-1400KW)
- Air deflecting duct for containerized load bank
- Space heater
- Cable connector
- Galvanized sheet canopy
- Wheels for < 500KW load bank
- Trailer

RESISTOR FEATURES	
Material	Stainless steel
Cooling mode	Forced air cooling
Temperature resistance	500 ~ 600°C
Load Tolerance	±5%
Warranty	3 years with unlimited hours

304 STAINLESS STEEL RESISTORS



Generator Tester Function

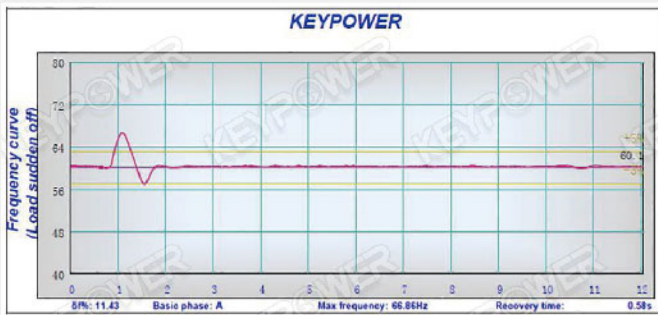
GENERATOR TESTER



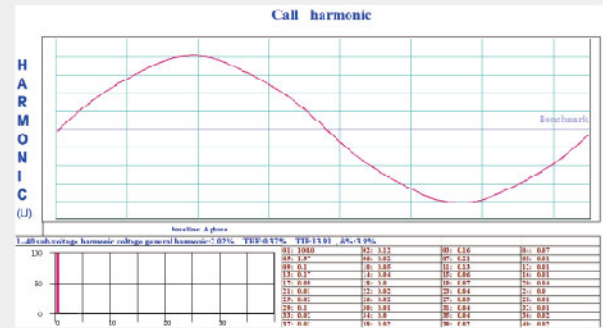
TEST REPORT

Test report of generator set's steady performance									
Source: 0000000000		Model specification		Date of test: 2012-11-10		Serial No: 000000		Page No: 1/2	
1. Set type	1. Voltage	2. Set type	3. Power factor	4. Set type	5. Date of production	6. Set type	7. Date of production	8. Set type	9. Date of production
Rated frequency	50Hz	Rated power	1000kVA	Set type	Generator	Set type	Generator	Set type	Generator
Generator type	AVR type	Generator type	AVR type	Generator type	AVR type	Generator type	AVR type	Generator type	AVR type
2. Test of insulation resistance between phase and ground	2. Test of insulation resistance between phase and ground	2. Test of insulation resistance between phase and ground	2. Test of insulation resistance between phase and ground	2. Test of insulation resistance between phase and ground	2. Test of insulation resistance between phase and ground	2. Test of insulation resistance between phase and ground	2. Test of insulation resistance between phase and ground	2. Test of insulation resistance between phase and ground	2. Test of insulation resistance between phase and ground
Insulation resistance	50M	Insulation resistance	50M	Insulation resistance	50M	Insulation resistance	50M	Insulation resistance	50M
3. Check error indicator equipment with condition of motor running	3. Check error indicator equipment with condition of motor running	3. Check error indicator equipment with condition of motor running	3. Check error indicator equipment with condition of motor running	3. Check error indicator equipment with condition of motor running	3. Check error indicator equipment with condition of motor running	3. Check error indicator equipment with condition of motor running	3. Check error indicator equipment with condition of motor running	3. Check error indicator equipment with condition of motor running	3. Check error indicator equipment with condition of motor running
4. Load test	4. Load test	4. Load test	4. Load test	4. Load test	4. Load test	4. Load test	4. Load test	4. Load test	4. Load test
5. Load test	5. Load test	5. Load test	5. Load test	5. Load test	5. Load test	5. Load test	5. Load test	5. Load test	5. Load test
6. Load test	6. Load test	6. Load test	6. Load test	6. Load test	6. Load test	6. Load test	6. Load test	6. Load test	6. Load test
7. Load test	7. Load test	7. Load test	7. Load test	7. Load test	7. Load test	7. Load test	7. Load test	7. Load test	7. Load test
8. Load test	8. Load test	8. Load test	8. Load test	8. Load test	8. Load test	8. Load test	8. Load test	8. Load test	8. Load test
9. Load test	9. Load test	9. Load test	9. Load test	9. Load test	9. Load test	9. Load test	9. Load test	9. Load test	9. Load test
10. Load test	10. Load test	10. Load test	10. Load test	10. Load test	10. Load test	10. Load test	10. Load test	10. Load test	10. Load test
11. Load test	11. Load test	11. Load test	11. Load test	11. Load test	11. Load test	11. Load test	11. Load test	11. Load test	11. Load test
12. Load test	12. Load test	12. Load test	12. Load test	12. Load test	12. Load test	12. Load test	12. Load test	12. Load test	12. Load test
13. Load test	13. Load test	13. Load test	13. Load test	13. Load test	13. Load test	13. Load test	13. Load test	13. Load test	13. Load test
14. Load test	14. Load test	14. Load test	14. Load test	14. Load test	14. Load test	14. Load test	14. Load test	14. Load test	14. Load test
15. Load test	15. Load test	15. Load test	15. Load test	15. Load test	15. Load test	15. Load test	15. Load test	15. Load test	15. Load test
16. Load test	16. Load test	16. Load test	16. Load test	16. Load test	16. Load test	16. Load test	16. Load test	16. Load test	16. Load test
17. Load test	17. Load test	17. Load test	17. Load test	17. Load test	17. Load test	17. Load test	17. Load test	17. Load test	17. Load test
18. Load test	18. Load test	18. Load test	18. Load test	18. Load test	18. Load test	18. Load test	18. Load test	18. Load test	18. Load test
19. Load test	19. Load test	19. Load test	19. Load test	19. Load test	19. Load test	19. Load test	19. Load test	19. Load test	19. Load test
20. Load test	20. Load test	20. Load test	20. Load test	20. Load test	20. Load test	20. Load test	20. Load test	20. Load test	20. Load test
21. Load test	21. Load test	21. Load test	21. Load test	21. Load test	21. Load test	21. Load test	21. Load test	21. Load test	21. Load test
22. Load test	22. Load test	22. Load test	22. Load test	22. Load test	22. Load test	22. Load test	22. Load test	22. Load test	22. Load test
23. Load test	23. Load test	23. Load test	23. Load test	23. Load test	23. Load test	23. Load test	23. Load test	23. Load test	23. Load test
24. Load test	24. Load test	24. Load test	24. Load test	24. Load test	24. Load test	24. Load test	24. Load test	24. Load test	24. Load test
25. Load test	25. Load test	25. Load test	25. Load test	25. Load test	25. Load test	25. Load test	25. Load test	25. Load test	25. Load test
26. Load test	26. Load test	26. Load test	26. Load test	26. Load test	26. Load test	26. Load test	26. Load test	26. Load test	26. Load test
27. Load test	27. Load test	27. Load test	27. Load test	27. Load test	27. Load test	27. Load test	27. Load test	27. Load test	27. Load test
28. Load test	28. Load test	28. Load test	28. Load test	28. Load test	28. Load test	28. Load test	28. Load test	28. Load test	28. Load test
29. Load test	29. Load test	29. Load test	29. Load test	29. Load test	29. Load test	29. Load test	29. Load test	29. Load test	29. Load test
30. Load test	30. Load test	30. Load test	30. Load test	30. Load test	30. Load test	30. Load test	30. Load test	30. Load test	30. Load test
31. Load test	31. Load test	31. Load test	31. Load test	31. Load test	31. Load test	31. Load test	31. Load test	31. Load test	31. Load test
32. Load test	32. Load test	32. Load test	32. Load test	32. Load test	32. Load test	32. Load test	32. Load test	32. Load test	32. Load test
33. Load test	33. Load test	33. Load test	33. Load test	33. Load test	33. Load test	33. Load test	33. Load test	33. Load test	33. Load test
34. Load test	34. Load test	34. Load test	34. Load test	34. Load test	34. Load test	34. Load test	34. Load test	34. Load test	34. Load test
35. Load test	35. Load test	35. Load test	35. Load test	35. Load test	35. Load test	35. Load test	35. Load test	35. Load test	35. Load test
36. Load test	36. Load test	36. Load test	36. Load test	36. Load test	36. Load test	36. Load test	36. Load test	36. Load test	36. Load test
37. Load test	37. Load test	37. Load test	37. Load test	37. Load test	37. Load test	37. Load test	37. Load test	37. Load test	37. Load test
38. Load test	38. Load test	38. Load test	38. Load test	38. Load test	38. Load test	38. Load test	38. Load test	38. Load test	38. Load test
39. Load test	39. Load test	39. Load test	39. Load test	39. Load test	39. Load test	39. Load test	39. Load test	39. Load test	39. Load test
40. Load test	40. Load test	40. Load test	40. Load test	40. Load test	40. Load test	40. Load test	40. Load test	40. Load test	40. Load test
41. Load test	41. Load test	41. Load test	41. Load test	41. Load test	41. Load test	41. Load test	41. Load test	41. Load test	41. Load test
42. Load test	42. Load test	42. Load test	42. Load test	42. Load test	42. Load test	42. Load test	42. Load test	42. Load test	42. Load test
43. Load test	43. Load test	43. Load test	43. Load test	43. Load test	43. Load test	43. Load test	43. Load test	43. Load test	43. Load test
44. Load test	44. Load test	44. Load test	44. Load test	44. Load test	44. Load test	44. Load test	44. Load test	44. Load test	44. Load test
45. Load test	45. Load test	45. Load test	45. Load test	45. Load test	45. Load test	45. Load test	45. Load test	45. Load test	45. Load test
46. Load test	46. Load test	46. Load test	46. Load test	46. Load test	46. Load test	46. Load test	46. Load test	46. Load test	46. Load test
47. Load test	47. Load test	47. Load test	47. Load test	47. Load test	47. Load test	47. Load test	47. Load test	47. Load test	47. Load test
48. Load test	48. Load test	48. Load test	48. Load test	48. Load test	48. Load test	48. Load test	48. Load test	48. Load test	48. Load test
49. Load test	49. Load test	49. Load test	49. Load test	49. Load test	49. Load test	49. Load test	49. Load test	49. Load test	49. Load test
50. Load test	50. Load test	50. Load test	50. Load test	50. Load test	50. Load test	50. Load test	50. Load test	50. Load test	50. Load test

FREQUENCY AND VOLTAGE CURVES



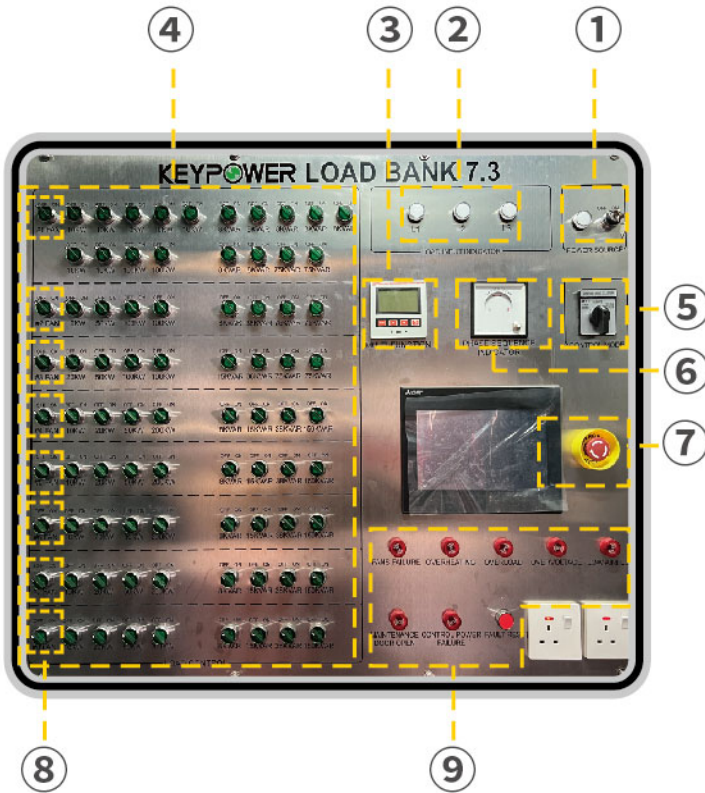
HARMONIC CURVE



This generator tester can measure most electric parameters of a single-phase or three-phase AC generator. The standards it complied with are GB/T 2820-1997 and GB 2820-90. The signal frequency can be measured varies from 45 Hz to 65Hz. You can select one wiring mode from four modes – 1Φ2W, 3Φ3W, 3Φ4W and 3V3A. The following table shows the parameters: It's the best way to replicate, prove and verify the real-life demands on critical power systems.

MEASUREMENT MODE	PARAMETERS
Normal	Voltage, Current, Active Power, Reactive Power, Apparent Power, Power Factor, Frequency, Energy runtime, Imbalance degree of Voltage
Harmonic	Voltage & Current: 2~50th order and the THD (Total harmonic distortion)
Adjustment	In 100 seconds: Records the maximum & minimum value of Voltage & Frequency. Calculates the increase & decrease range of Voltage & Frequency and the percentage of adjustment.
Fluctuation	In 60 seconds: Records the maximum & minimum value of Voltage & Frequency. Calculates the NORMAL frequency rang, NORMAL voltage offset, voltage modulation, percentage of fluctuation and frequency.
Load	In 12 seconds: Records the minimum value of Voltage & Frequency. Records the maximum value of Current and the recovery time. Calculates the offset of Voltage & Frequency.
Unload	In 12 seconds: Records the maximum value of Voltage & Frequency. Record the minimum value of Current and the recovery time. Calculates the offset of Voltage & Frequency.
Wave Record	Records the real-time voltage waves by five optional modes. The recording time is between 5 seconds and 5 minutes by different modes.

Control Panel

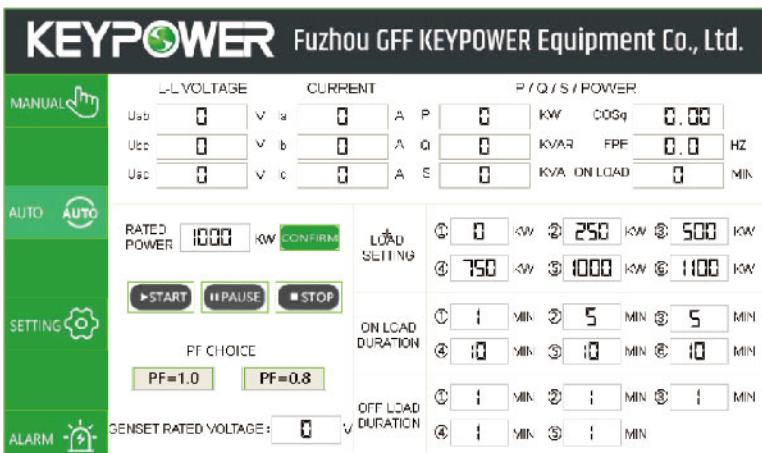


MANUAL CONTROL	FUNCTION
① Turn on / off power source	Tested power source input
② Load input indicator	Indicate U V W load input normal or not
③ Multi-function meter	Show testing parameters
④ Master load on / off	One step loading / unloading
⑤ Control mode selection	Choose control mode: Local manual control / Touch screen control / Remote control
⑥ Phase sequence indicator	Indicate phase sequence of tested power right or not
⑦ Emergency stop button	Emergency stop
⑧ Load Steps	Loading / unloading
⑨ Alarm	Load bank protection: Fan failure alarm / Overload alarm / Overvoltage alarm / Overheating alarm / Low airflow alarm / Maintenance door open alarm / Control power failure

In addition to all manual control functions, Intelligent/remote control also contains the following functions:

- Touch screen control/remote control
- Auto loading/unloading test
- Data setting

Intelligent control system with **Mitsubishi**[®] PLC



Intelligent Control Interface